



AMA Educational Service District

American History Project Lesson Kits



Overview

Since 2004, the AMA Educational Service District has received several federal “Teaching American History” grants. As part of these grants, several cohort groups of teachers were created. Each cohort group received intensive professional development in American History.

Each cohort teacher created a lesson plan based on content standards and benchmarks and was given funds to purchase materials for two kits containing all supplies needed to implement their lesson plan. The teacher kept one kit to use in his/her classroom and the second kit was given to the Besser Museum for Northeast Michigan to be checked out and utilized free of charge by other teachers.

This booklet provides a thumbnail sketch of the numerous kits housed at the museum. Questions about kit availability and check out procedures should be directed to the Besser Museum staff at 356-2202.

Table of Content

		Pages
Kits 1-11	Native American Indians	4-14
Kits 12-16	Logging, Erie Canal, Underground Railroad, Fur Trade, Michigan and the Great Depression	15-18
Kits 17-27	Michigan Mining, Lumbering, Immigration	19-29
Kits 28-36	The Civil War	30-38
Kits 37-48	U.S. Government and Politics, Exploration, Slavery, Spanish American War, WWI	39-50
Kits 49-72	Michigan Statehood, Government, Civil War, Underground Railroad, Comparing Past to Present	51-75

#1 Human Environment

Interaction

Author: Kay Kline
School: Hinks Elementary
Level: Grades 5-7



Use this kit and watch students discover ways humans interact with the environment! Provided are the tools to help students explore various photographs and observe different regions and the cultures that lived there. In addition, students will use various sources to gather information on the Jackson Indian Policy and the affects of the policy on the Native American Indians as well as the white population.

#2 Anishinaabe Culture

Authors: Thomas & Nicole Ritchie
School: Bingham Arts Academy
Level: Grades 4-6



Help students gain an in-depth understanding of the Anishinaabe culture through research and hands-on activities. A variety of multimedia resources will be at your fingertips as you guide your students in discovering the fascinating culture of the Anishinaabe.

#3 Anishinaabe Technologies

Author: Judith Hoch
School: Immanuel Lutheran
Level: Grades 7-8



Explore the basic construction of a wigwam and discover the technologies that the Anishinaabe used to survive! Using this kit, students will learn how the Native American Indians used radiant heating in wigwam floors, decoys for ice fishing, as well as discover the various uses of birch bark.

Questions about kit availability and check out procedures should be directed to the Besser Museum staff at (989) 356-2202.

#4 The Anishinaabe Next Door

Author: Arthur Hoch
School: Immanuel Lutheran
Level: Grades 4-6



This kit will take you on a journey to the past as students recognize the integral part the Anishinaabe and other Native American peoples played. The journey does not end there! Students will also examine the active part the Anishinaabe still play in American culture.

#5 Indian Boarding Schools

Author: Linda Wallace
School: Wilson Elementary
Level: Grades 4-6



This kit examines the time in history when the United States government used boarding schools to change the culture of the Anishinaabe people. To better understand the emotional effect this had on the child, this kit will guide students as they learn subjects that are foreign to them. They will study a spoken language, a game, and a story that is not of their culture to help connect them to the emotion of the time.

#6 How Do Historians Learn About the Past?

Authors: Jennifer Butler & Yvonne Roznowski

School: Besser Elementary

Level: Grades 4-6



You will be amazed to see this bottomless kit! Check it out today and help your students discover how historians have learned about the past before there was written history. Through engaging activities such as constructing a timeline, participating in a mock archaeological dig, and charting a site map of the dig, students will see Michigan's first people with entirely new eyes.

#7 Rendezvous in Mackinac

Author: Dorene Schick
School: Alcona Elementary
Level: Grades 4-6



In this kit, students will discover the pivotal role that Mackinac played in the Great Lakes fur trade. Students will simulate a voyager's trip, read maps, and become traders with real items to trade! What a great way to examine fur trade in our region's history.

#8 Gifts from the Tribe

Author: Karen Cordes
School: Sanborn Elementary
Level: Grades 3-5



Celebrate gifts from the Anishinaabe culture! Students will discover some of the many gifts given to us by this culture such as storytelling skills, inventions like the snowshoe and toboggan, and much more. As a culminating activity, students will highlight one of the gifts they have learned about in a pop-up book. This series of lessons will surely engage students from start to finish!

#9 How They Got Here

Author: Bob Thomson
School: Sanborn Elementary
Level: Grades 4-6




As students ponder the question of the origin of the Anishinaabe culture, they will participate in a variety of engaging activities from throwing spears to writing their own origin stories. Check this kit out to broaden your students' understanding of this culture!

Questions about kit availability and check out procedures should be directed to the Besser Museum staff at (989) 356-2202.

#10 Treaties

Author: Sharon Marchinski
School: Wilson Elementary
Level: Grades 4-8



Take a stand on treaties! The resources included in this kit will provide you with everything you need to help your students understand the concept of losing land. Students will explore a treaty to understand what was gained and lost, and then take a position on treaties. Don't let this one slip away!

#11 The Medicine Wheel

Author: Sharon Marchinski
School: Wilson Elementary
Level: Grades 4-8



Explore the meaning of an ancient symbol: the medicine wheel. Through a series of hands-on activities such as a cooperative wigwam dance and a medicine wheel collage, your students will learn to appreciate and understand this important symbol of the Anishinaabe culture.

#12 Logging Technology in Michigan

Author: Arthur Hoch
School: Immanuel Lutheran
Level: Grades 4-6



Check this kit out to explore the important role technology played in the logging industry! Through a variety of photographs and hands-on activities, students will experience a day in the life of early Michigan loggers.

Questions about kit availability and check out procedures should be directed to the Besser Museum staff at (989) 356-2202.

#13 The Erie Canal


Author: Rita Wilberg
School: Wilson Elementary
Level: Grades 4-6



Take a trip down the Erie Canal! Students will discover the important role the Erie Canal played in the development of Michigan. They will conduct friction experiments, examine a myriad of primary sources, and participate in engaging hands-on activities. Don't miss out on this one!

#14 The Underground Railroad

Author: Kelli Samp & Christa Misiak
School: Alcona Elementary
Level: Grades 4-6



Lead your students through the engaging story of the Underground Railroad using the book, Follow the Drinking Gourd by Jeanette Winter. This kit offers a variety of primary sources and hands-on activities that will take your students' knowledge to the next level!

#15 Michigan and the Great Depression

Author: Jennifer Manning
School: Bingham Arts Academy
Level: Grades 4-6



Check this kit out to guide your students in understanding The Great Depression. Students will read the book, Bud Not Buddy by Christopher Paul Curtis, test their graphing skills, and examine a variety of primary sources as they move through the kit's lessons!

#16 The Fur Trade

Author: Angela Samp
School: Long Rapids Elementary
Level: Grades 4-6



Feel real pelts, barter like a fur trader, examine primary sources, and much more! Engage your students with this kit and witness meaningful learning experiences take place as they explore the fur trade in the Great Lakes region.

Questions about kit availability and check out procedures should be directed to the Besser Museum staff at (989) 356-2202

#17 Michigan Mining

Author: Linda Wallace
School: Wilson Elementary
Level: Grades 4-6



Help your students discover the process of mining in Michigan and learn about Alpena's gold mine. In this kit, you will have the resources needed to lead hands-on activities and use primary sources as you extend your students' learning experience!

18 Cave Exploration

Author: Bob Thomson
School: Sanborn Elementary
Level: Grades 4-6



Using this kit, students will spend a day in a miner's school learning how to identify rock types, searching for rocks with a flashlight in a dark mine, and examining primary sources. What a fun way to learn about mining!

*Questions about kit availability and check out procedures
should be directed to the Besser Museum staff at
(989) 356-2202*

#19 The First Copper

Miners: A Historical Investigation of the Ancient Copper People of the Keweenaw

Author: Bob Thomson
School: Sanborn Elementary
Level: Grade 5



Why would a group of ancient hunters and gatherers seasonally migrate to the Keweenaw region of Michigan? Why? Because there is copper in them there hills! Students investigate the answer to this question and others using artifacts to develop an understanding what life was like 4,000 years ago.

#20 Copper Mining in the Keeweenaw

Author: Yvonne Roznowski

School: Besser Elementary

Level: Grade 4



Copper mining effected Michigan in many ways. Help your students learn the impact copper mining had on Michigan's environment, growth, and development using this resource. Filled with a variety of resources including primary resources, videos, CDs, and books, it is a must for every fourth grade classroom.

#21 Immigration's Effect On Michigan's Industrialization

Author: Karen Cordes
School: Sanborn Elementary
Level: Grades 3-8



What part did immigrants play in the development of Michigan's major industries? Have your students dive into this kit looking for the answer to this big question and more. Using primary sources to reconstruct past events in Michigan's history, students recount the lives of a variety of immigrants. They will learn about the major movement of goods, people, jobs, and information, as well as the role industrialization played in Michigan, and MUCH MORE!

#22 Immigration

Author: Laura Nelson
School: ACES Academy
Level: Grades 9-12



On-line census research, studying immigration tables, analyzing photos from the mid 1800s and early 1900s, and creating pie charts are activities used in this kit to get students to identify immigration groups in Michigan. After collecting needed data, students will compare immigration to Michigan with that of the United States as a whole.

#23 Immigration to Red Jacket/Calumet

Authors: Brenda Rost, Judy and Art Hoch

School: Thunder Bay Junior High
Immanuel Lutheran School

Level: Grades 5-8



What ethnic groups migrated to Calumet and Alpena? Where did they settle? What forces pulled these individuals to a different country? These are just three of the questions this kit will help your students find answers to. Comparing census data, using maps, and creating graphs are just a few of the skills students will use when working with this kit. Someone else has collected the primary sources for you; now all you have to do is teach!

#24 Moving to the Keweenaw

Author: Becky Meyer

School: Bingham Arts Academy

Level: Grade 4



What a fun way to learn about the effects advancement in technology, labor disputes, and a shortage of a natural resource has on a community! Using a simulation, this kit helps students understand the reasons why after being a booming metropolis in Michigan, many of Calumet's residents left the area looking for a new start.

#25 Faces of an American Copper Miner

Author: Nichole & Thomas Richie
School: Bingham Arts Academy
Level: Grades 4-6



With the discovery of copper in the Upper Peninsula, immigrants poured into Michigan's northern region looking for a better life. Who were these people and what did they look like? Faces of an American Copper Miner is an introductory lesson which includes photos of copper miners and writing assignments about where they came from.

#26 Unionization in the Context of Copper Country

Authors: Dorene Schick,
Rick Sedgewick, John Webb
School: Alcona
Level: Grades 4-7



Filled with hands-on activities, writings, readings, a song, and play, this kit is a great tool to raise your students' awareness of unions. It helps students understand the reasons copper miners wanted unions, the difficulties they faced, as well as the part media bias played in their formation.

#27 When Pine Was King

Author: Kellie Poli
School: Lincoln Elementary
Level: Grades 3-12



White pine is what made our state great. Explore this kit with your class to find out how. This kit includes Michigan Goodie Bags that help kids discover the logging industry and the life of a logger. Also available is a papier-mâché replica of a working log slide and an aquarium of toothpicks that represent logs taken from Michigan at the height of the logging era.


Questions about kit availability and check out procedures should be directed to the Besser Museum staff at (989) 356-2202

#28 Black Soldiers in the Civil War

Author: Yvonne Roznowski

School: Besser Elementary

Level: Grades 4 and 5




Three lessons packed full of primary and secondary sources, Black Soldiers in the Civil War helps students visualize slaves' arrival in the United States, their treatment, the discrimination that took place during the Civil War, and why they chose to fight when they were finally allowed to join the battle.

#29 Children in the Civil War

Author: Joanna Schneider

School: Thunder Bay Junior High

Level: Grade 8




Imagine being a child and running off to fight a war without your parent's permission! Children in the Civil War, using excerpts from authentic journals written by children who left their homes to fight in the Civil War, will give your students an entirely new perspective of the Civil War.

#30 Choosing Sides

Author: Art Hoch

School: Immanuel Lutheran

Level: Grades 5 and 6



How high was the tension before the Civil War? Can a caning (beating with a cane) of a Senator by another Senator be justified? Choosing Sides is an excellent way to teach about the tensions occurring prior to the Civil War. Students will study documents from 1856 about the caning, collect data using a Venn diagram, form opinions, and write an editorial stating their position.

#31 Civil War

Conscription

Author: Judy Hoch
School: Immanuel Lutheran
Level: Grades 7 and 8



What roll did conscription play in the Civil war? How did the Union encourage men to serve? Using primary sources, this lesson uncovers how the Civil War conscription affected the way men entered the arm forces.

#32 Civil War Music

Author: Joann Landry

School: Sunset Elementary

Level: Grades 4-8



We've read the books and watched the movies; now let's sing the music. Civil War Music approaches the political and social understanding of this time period through the use of music and photographs. What a unique and exciting approach!

#33 Dredd Scott


Author: Bob Thomson
School: Sanborn Elementary
Level: Grade 5



One of the most important parts of social studies is for students to have the opportunity to learn by construction of their own knowledge. Using an inquiry approach, an investigative guide, and the Dred Scott decision, this lesson guides students through the inquiry process to answer the question, “How could a slave change history and play a part in starting the bloodiest war in the history of the United States?”

#34 The Role of Women During the Civil War

Author: Cherie Honeycutt
School: Besser Elementary
Level: Grade 4



Did women play an important part in the Civil War? Through the study of primary resources and a play, students will discover the important role women played as nurses, soldiers, and even spies. This kit is a must do!

#35 Sherman's March to the Sea

Author: Dave Schneider

School: Thunder Bay Junior High

Level: Grade 8




What did Sherman have in mind as he marched through Georgia? Students will study Sherman's Campaign, learn his rationale and military plans, and discover the effects his march had on the outcome of the Civil War.

#36 Slavery Broadside Analysis

Author: Amy Carlson

School: Thunder Bay Junior High

Level: Grade 8



Using broadsides (posters, handbills, flyers) as primary sources, groups of students will use an analysis worksheet to discover more about the lives of slaves.

#37 The Constitution: Three Branches of Government

Author: Amy Carlson

School: Thunder Bay Junior High

Level: Grade 8



Using Interact Branches of Government Simulation materials, this kit is pack full of materials to help your students understand the branches of government through the use of notes, graphic organizers, activities, and cooperative groups.

#38 Constitutional Convention

Author: Pat Martinez

School: Thunder Bay Junior High

Level: Grade 8



Reenacting parts of the debates leading to the Great Compromise, the Three-Fifths Compromise and the Electoral College, students will experience some of the drama and frustrations of the Founding Fathers. After the reenactment, students will use picture books, a video clip, and text book to explore problems facing the delegates in 1787.

#39 Core Democratic Value Kit

Author: Tricia Udell

School: Thunder Bay Junior High

Level: Grades 3-8



Quick, already prepared resources, this kit helps teach and reinforce the principles of the Core Democratic Values through the use of children's literature. The books provide diversity within their examples which broaden students' perceptions of the world they live in.

Questions about kit availability and check out procedures should be directed to the Besser Museum staff at (989) 356-2202

#40 Early European Explorers of Michigan

Author: Maureen Regan
School: Besser Elementary
Level: Grade 3



Early European Explorers of Michigan is a small group activity that gives third graders the chance to be teachers. Each group is assigned an early Michigan Explorer. The groups will research their explorer, present their findings to the class, and map their explorer's route on a large reusable map. Using each group's findings, the class will put together a comprehensive timeline.

#41 Getting to Know the Bill of Rights

Author: Kim Cardwell

Level: Grades 6, 7, 8 Special Ed.



Covering the history of the *Bill of Rights*, the first ten amendments of the U.S. Constitution, this kit is designed to help special needs students connect this historical document to their lives. Not only will students learn about their rights, they will apply them to their lives, and then form a vision of life without them.

#42 The Great Depression: The Crash of 1929

Author: Joann Landry
School: Alpena High School
Level: Upper Elementary – High
School



The Great Depression: The Crash of 1929 is an interactive learning experience that simulates a journey through our country's history as students encounter one of the worst economic disasters of our time. Each learning activity brings a new perspective of the state of our country during this disastrous time period.

#43 How the US Government Works

Author: Jennifer McInerney

School: Ella White

Level: Grade 4



Using historical documents such as *The Articles of Confederation*, *The Constitution*, and *The Bill of Rights*, students will learn about the U. S. political system in historic context and from the standpoint of present-day practices. Students will analyze amendments and apply them to present day. Using scenarios, they will learn the importance of individual rights.

#44 Boston Massacre: Massacre or Political Spin?

Author: Bob Thomson
School: Sanborn Elementary
Level: Grade 5



The Boston Massacre, a killing of five colonists by British regulars on March 5, 1770, was the culmination of tensions in the American colonies that had been growing since 1768. Using a combination of primary sources and a textbook, students will read and hypothesize as to why information in the text is different from primary sources.

#45 The Spanish American: “A Splendid Little War”

Author: Glen Campbell
School: Alpena High School
Level: High School



Designed to cover the Spanish-American War in depth, especially the events leading up to the war, students will look at some of the important people who were key players as well as the U.S. policy of expansion leading up to and following the war. Included in the kit is a DVD entitled Crucible of Empire, the Spanish-American War, a detailed account of this event.

#46 Triangular Trade: The Middle Passage

Author: Mike Baarlaer
School: Lincoln Elementary
Level: Grade 5



Made to go along with a historical study of slavery, Triangular Trade: Middle Passage is a great way to teach your students about the slave trade system. Students will research the Atlantic slave trade, identify a typical triangular trade route, calculate distances, and demonstrate understanding of the harsh and inhumane treatment of Africans during this time period.

#47 The Underground Railroad in the Great Lakes Region

Author: Karen Cordes
School: Sanborn Elementary
Level: Grade 4



Using primary source documents, pictures, paintings, quilt squares, and songs from the 1800s, students will learn about slavery and the development of the Underground Railroad. A key focus of this kit is on Michigan's involvement in this secret railroad and the abolitionists who assisted slaves with their pursuit to freedom.

#48 World War I Simulation and Newspapers

Author: Terry Terpstra
School: Alcona High School
Level: High School



Geared for high school, students will travel back in time by reading primary sources, participate in simulated trench warfare, and write a newspaper about the four main causes of World War I. Using rubrics and checklist, students will plan and monitor their work as well as write an essay about World War I.

#49 Articles of Confederation vs. Constitution

Author: Tina Gauthier

School: Thunder Bay Junior High

Level: Grades 6-8



What was the difference between the Constitution and the Articles of Confederation? This kit provides an already prepared resource that has students define the purpose of each document as well as compare and contrast the two documents.

#50 Becoming a State

Author: Maureen Regan

School: Besser Elementary

Level: Grade 3



In this lesson, students will come to understand the steps it took for Michigan to become a state. They will learn the difficulties and the cause and effect relationships that played a critical part in our state's history.

Questions about kit availability and check out procedures should be directed to the Besser Museum staff at (989) 356-2202

#51 Civil War Battlefields

Author: Patti Martinez

School: Thunder Bay Junior High

Level: Grade 8



Taking about three class periods, this lesson sets up a simulation called the PreCycle. Use this kit after your students have substantial knowledge of the reasons for the Civil War. What a great way to reinforce learning!

#52 Compare Life Today to Life in the Past

Author: Jennifer McInerny,
Sue Talaski

School: Ella White Elementary

Level: K-1



Will playing games together help build unity in our classroom, school, and community? Students will compare games of today with games in the past to discover that games of the past included more togetherness and time with friends and family, as well as cooperation. What a great learning experience!

#53 The Election of 1828

Author: Amy Carlson

School: Thunder Bay Junior High

Level: Grade 8



Give your students a sound understanding of the issues of 1828. The Election of 1828 allows students to participate in this election through role playing, speeches, and campaigning. What a fun way to learn!

#54 Historical Perspective

Author: Maureen Regan

School: Besser Elementary

Level: Grade 3



Students travel back in time to the 1800s to achieve a historical perspective of the time period. This activity will help them appreciate the present time period after learning what life was like in the 1800s.

#55 The Underground Railroad

Author: Amy Carlson

School: Thunder Bay Junior High

Level: Grade 8



Help your students understand what the Underground Railroad was like for runaway slaves using a variety of picture books. Each student will complete at least one book review and learn about the challenges runaway slaves faced in the United States. What a great way to learn history!

#56 Creating an Assembly Line Unit

Author: Dorene Schick, Gail Gombos
School: Alcona Elementary
Level: Grades 4-6



What a great way to learn about productive resources and intermediate goods to make final goods and services! Students make their own paper model car and then repeat the process using an assembly line. An extension lesson reinforces the concept make paper tacos.

57 Early Automobile Industry Leaders

Author: Dorene Schick, Gail Gombos
School: Alcona Elementary
Level: Grades 4-6



Using the book entitled, Time for Kids: Henry Ford, Putting the World on Wheels, students will learn about nonfiction text tools and structures. What a great way to improve reading skills and learn about automotive leaders at the same time!

#58 Supply and Demand – The Christmas Tree Ship

Author: Gretchen Lundquist

School: Ella White Elementary

Level: Grades 3-5



Sail away on the Rouse Simmons, one of the legendary Christmas tree ships, and help your student discover history, geography, and economics from the deck of a three-masted schooner. Learning about supply and demand couldn't be more fun!

#59 Primary Resources Evaluation

Author: Dave Schneider

School: Thunder Bay Junior High

Level: Grade 7



Using a combination of primary and secondary resources, your students will be able to evaluate documents to determine whether they are primary or secondary resources as well as factual.

#60 Freedom Fighters

Author: Dave Schneider

School: Thunder Bay Junior High


Level: Grade 7



Students will research B. T. Washington and W.E.B. DuBoise to discover their impact on the early Civil Rights Movement. This is a must for your early Civil Rights lessons!

#61 Using Maps

Author: Joanna Schneider
School: Lincoln Elementary
Level: Grades 3-4



Help your students learn about how to use maps and grid lines by making them. This hands-on kit includes two lessons on reading maps and using grid lines, and includes everything you need to guide your students through the map making process.

#62 Is It a Need or a Want?

Author: Sue Talaski
School: Ella White Elementary
Level: Grades K - 1



Is it a Need or a Want? is a great way to teach your students the basic economic concepts of needs and wants. By the end of this of this unit, your students will have a sound understanding of the concepts. It's a must for K – 1 teachers!

#63 Alpena Hotel Lesson

Author: Jason Dubey
School: Alpena High School
Level: Grades 9-12



Are you interested in teaching your students about Alpena's History and comparing it to the present? The Alpena Hotel Lesson uses photos of early Alpena hotels, teaches the students about their importance, and what landmark sits on their locations today.

#64 Jim Crow Laws

Author: Joanna Schneider
School: Lincoln Elementary School
Level: Grades 3-4



Packed with primary resources such as photos and signs, students will study the resources and evaluate them for their historical context. What a great way to learn about this time in history!

#65 Understanding the Difference Between Primary and Secondary Sources

Author: Angie Samp

School: Thunder Bay Junior High

Level: Grades 6-8



Designed to help your students understand the difference between a primary and a secondary source, this kit will teach your students how to learn about the past using them. This kit is a must!

#66 Early Explorers: The Galleon Game

Author: Mike Baarlaer

School: Lincoln Elementary School

Level: Grade 5



In conjunction with a historical study of Early Explorers, students will participate in a simulation game to learn about the reasons, methods, and hazards of exploring the New World.

#67 The Early Cold War Foreign and Domestic

Author: Glenn Campbell
School: Alpena High School
Level: Grades 9-12



Help students understand the early part of the Cold War struggle outside of our country as well as the Red scare and struggle within our country which were happening at the same time.

#68 The War of 1812 – Connections to the Great Lakes Region

Author: Karen Cordes

School: Sanborn Elementary

Level: Grades 3-8



Expose students to primary sources and information that illuminates the basic causes of the War of 1812, to identify key locations of battles leading to the eventual end of the war, to fact-find information about famous people involved in this war, to examine “patriotism” and “nationalism” by linking the “Star-Spangled Banner” lyrics to its historical origin, and finally, to connect Michigan and the Great Lakes Region to this war by examining in the roles of both Fort Mackinac and Fort Detroit.

#69 Celebrating our Nation's Founding Fathers

Author: Tricia Udell

School: Thunder Bay Jr. High

Level: Grades 5, 6, 8



This kit presents the opportunity for students to perform cross-curricular studies and select influential Americans to write biography research reports about.

#70 American Symbols

Authors: Stephanie Gosselin and
Dione Oliver

School: Hinks Elementary

Level: Grades K-1




Students will learn about the National Symbols that are unique to our country; that a symbol is something that stands for, or represents, something else. They will also be able to recall facts from each reading/viewing, complete artwork associated with a symbol, visually identify each symbol, and identify the purpose or reason for each symbol.

#71 The Americas in 3D

Author: Mike Olsen

School: Thunder Bay Jr. High


Level: Grade 6



Students will gain an in-depth working knowledge of maps, topography, latitude and longitude, and components of a map for North, Central, and South America.

#72 Where to Put My Sombrero?


Author: Mike Olsen
School: Thunder Bay Jr. High
Level: Grade 6



Take a walk about the school, have a look at primary sources, and learn how to make spreadsheets and graphs. Why? To understand quality of life issues in the Americas and where you might want to set down your sombrero and live—someplace in the Americas.



**Alpena-Montmorency-Alcona
Educational Service District**



BESSER
MUSEUM
for Northeast Michigan
ART • HISTORY • SCIENCE



American History Project
AMA Educational Service District