

The Civil War Notebooks

2008 American History Project



Alpena-Montmorency-Alcona
Educational Service District

Overview

Filled with a variety of primary sources, this set of nine notebooks cover a wide range of subjects dealing with the Civil War. Using such things as broadsides (posters, handbill, flyers), music, photos, and journals, students have to opportunity to learn about the Civil War in a unique way.


The Civil War notebooks can be checked out from the Jesse Besser Museum. All you have to do is call 989-365-2202.

Table of Contents

#1 Black Soldiers in the Civil War	4
#2 Children in the Civil War	5
#3 Choosing Sides	6
#4 Civil War Conscription	7
#5 Civil War Music	8
#6 Dred Scott	9
#7 Role of Women During the Civil War	10
#8 Sherman's March to the Sea	11
#9 Slavery Broadside Analysis	12

#1 Black Soldiers in the Civil War

Author: Yvonne Roznowski
Level: Grades 4 and 5




Three lessons packed full of primary and secondary sources, Black Soldiers in the Civil War helps students visualize slaves' arrival in the United States, their treatment, the discrimination that took place during the Civil War, and why they chose to fight when they were finally allowed to join the battle.

#2 Children in the Civil War

Author: Joanna Schneider

Level: Grade 8




Imagine being a child and running off to fight a war without your parent's permission! Children in the Civil War, using excerpts from authentic journals written by children who left their homes to fight in the Civil War, will give your students an entirely new perspective of the Civil War.

#4 Civil War Conscription

Author: Judy Hoch


Level: Grades 7 and 8



What roll did conscription play in the Civil War? How did the Union encourage men to serve? Using primary sources, this lesson uncovers how the Civil War conscription affected the way men entered the armed forces.

#5 Civil War Music

Author: Joann Landry
Level: Grades 4-8



We've read the books and watched the movies. Now let's sing the music. Civil War Music approaches the political and social understanding of this time period through the use of music and photographs. What a unique and exciting approach!

#6 Dredd Scott

Author: Bob Thomson
Level: Grade 5




One of the most important parts of social studies is for students to have the opportunity to learn by construction their own knowledge. Using an inquiry approach, an investigative guide, and the Dred Scott decision, this lesson guides students through the inquiry process to answer the question, “How could a slave change history and play a part in starting the bloodiest war in the history of the United States?”

#7 The Role of Women During the Civil War

Author: Cherie Honeycutt


Level: Grade 4



Did women play an important part in the Civil War? Through the study of primary resources and a play, students will discover the important role women played as nurses, soldiers, and even spies. This kit is a must do!

#8 Sherman's March to the Sea


Author: Dave Schneider
Level: Grade 8



What did Sherman have in mind as he marched through Georgia? Students will study Sherman's Campaign, learn his rationale and military plans, and discover the effects his march had on the outcome of the Civil War.

#9 Slavery Broadside Analysis


Author: Amy Carlson
Level: Grade 8



Using broadsides (posters, handbills, flyers) as primary sources, groups of students will use an analysis worksheet to discover more about the lives of slaves.



Alpena-Montmorency-Alcona
Educational Service District



BESSER
MUSEUM
for Northeast Michigan
ART • HISTORY • SCIENCE



American History Project
AMA Educational Service District